














DIN EN 50132-7

As specified in the DIN EN 50132-7 standard, there are six different levels of quality for video surveillance. “Inspect” is the level with the highest demands on image quality, whereas “Monitor” is the one with the lowest. These can be used to determine the maximum distance between camera and surveillance area, the required minimum resolution, and the most suitable camera lens for optimal coverage of the surveillance area.

						
	<b>B016</b> Fisheye	<b>B036</b> Ultra Wide	<b>B041</b> Super Wide	<b>B061</b> Wide	<b>B079</b> Standard	<b>B119</b> Tele
Image angle (horizontal)						
Focal length	1.6 mm	3.6 mm	4.1 mm	6.1 mm	7.9 mm	11.9 mm
Aperture f/	2.0	1.8	1.8	1.8	1.8	1.8
Image angle (horiz. x vertical)	180° x 180°	103° x 77°	90° x 67°	60° x 45°	45° x 34°	31° x 23°
Image width/height (dist. 1 m)		2.5 / 1.6 m	2.0 / 1.3 m	1.2 / 0.8 m	0.8 / 0.6 m	0.6 / 0.4 m
Image width/height (dist. 10 m)		25.1 / 15.9 m	20.0 / 13.2 m	11.5 / 8.3 m	8.3 / 6.1 m	5.5 / 4.1 m
Image width/height (dist. 50 m)		125.7 / 79.5 m	100.0 / 66.2 m	57.7 / 41.4 m	41.4 / 30.6 m	27.7 / 20.3 m

		
<b>B237</b> Distant Tele	<b>B500</b> Super Tele	<b>B045-100-CS</b> CS Vario
		
23.7 mm	50 mm	4.5 - 10 mm
1.8	2.5	1.6 - 2.3
15° x 11°	8° x 6°	39°-89° x 29°-65°
0.3 / 0.2 m	0.1 / 0.1 m	
2.6 / 1.9 m	1.4 / 1.0 m	
13.2 / 9.6 m	7.0 / 5.2 m	

Lens Range For MOBOTIX MOVE Cameras			
			
<b>BC-4-IR</b> Wide to Tele	<b>VD-4-IR</b> Wide to Tele	<b>SD-330</b> Wide to Tele	<b>SD-340-IR</b> Wide to Tele
			
3 - 9 mm		4.3 - 129 mm	4.3 - 170 mm
1.7		1.6	1.6
35°-103° x 23°-53°		2°-62° x 2°-47°	2°-62° x 1°-49°

Maximum Distances In Meters @ 6MP (3072 x 2048 Pixel)									
Monitor (1 px = 80 mm)	13.7 m	103.0 m	123.8 m	197.8 m	267.9 m	402.7 m	850.8 m	1,563.1 m	
Detect (1 px = 40 mm)	6.9 m	51.5 m	61.9 m	98.9 m	134.0 m	201.3 m	425.4 m	781.6 m	
Observe (1 px = 16 mm)	2.7 m	20.6 m	24.8 m	39.5 m	53.6 m	80.5 m	170.2 m	312.6 m	
Recognize (1 px = 8 mm)	1.4 m	20.3 m	12.4 m	19.8 m	26.8 m	40.3 m	85.1 m	156.3 m	
Identify (1 px = 4 mm)	0.7 m	5.6 m	6.2 m	9.9 m	13.4 m	20.1 m	42.5 m	78.2 m	
Inspect (1 px = 1 mm)	0.2 m	1.3 m	1.6 m	2.5 m	3.4 m	5.0 m	10.6 m	19.5 m	

Indoor Single Lens		B016 Day	B016 Night	B036 Day	B036 Night	B041 Day	B041 Night	B061 Day	B061 Night	B079 Day	B079 Night	B119 Day	B119 Night	B237 Day	B237 Night	B500 Day	B500 Night	Vario Day	Vario Night
	i26	●	⊕	●	⊕	⊕	⊕	⊕	⊕	⊕	⊕	⊕	⊕	⊕	⊕	-	-	-	-
	i26 Audio	●	⊕	⊕	⊕	⊕	⊕	⊕	⊕	⊕	⊕	⊕	⊕	⊕	⊕	-	-	-	-
	c26	●	●	●	⊕	⊕	⊕	⊕	⊕	⊕	⊕	⊕	⊕	⊕	⊕	-	-	-	-
	c26 Audio	●	⊕	⊕	⊕	⊕	⊕	⊕	⊕	⊕	⊕	⊕	⊕	⊕	⊕	-	-	-	-
	p26	●	⊕	●	⊕	⊕	⊕	⊕	⊕	⊕	⊕	⊕	⊕	⊕	⊕	-	-	-	-
	p26 Audio	●	⊕	⊕	⊕	⊕	⊕	⊕	⊕	⊕	⊕	⊕	⊕	⊕	⊕	-	-	-	-
	v26	-	-	●	⊕	⊕	⊕	⊕	⊕	⊕	⊕	⊕	⊕	⊕	-	-	-	-	

Outdoor Single Lens		B016 Day	B016 Night	B036 Day	B036 Night	B041 Day	B041 Night	B061 Day	B061 Night	B079 Day	B079 Night	B119 Day	B119 Night	B237 Day	B237 Night	B500 Day	B500 Night	Vario Day	Vario Night
	D26	-	-	⊕	⊕	⊕	⊕	⊕	⊕	⊕	⊕	⊕	⊕	⊕	⊕	-	-	-	-
	D26 Body	-	-	⊕	⊕	⊕	⊕	⊕	⊕	⊕	⊕	⊕	⊕	⊕	⊕	-	-	-	-
	D26 Body Night	-	-	⊕	⊕	⊕	⊕	⊕	⊕	⊕	⊕	⊕	⊕	⊕	⊕	-	-	-	-
	M26	●	⊕	⊕	⊕	⊕	⊕	⊕	⊕	⊕	⊕	⊕	⊕	⊕	⊕	⊕	⊕	-	-
	M26 Body	-	-	⊕	⊕	⊕	⊕	⊕	⊕	⊕	⊕	⊕	⊕	⊕	⊕	⊕	⊕	-	-
	M26 Body Night	-	-	⊕	⊕	⊕	⊕	⊕	⊕	⊕	⊕	⊕	⊕	⊕	⊕	⊕	⊕	-	-
	Q26	●	●	-	-	-	-	-	-	-	-	-	-	-	-	-	-	-	-
	Q26 Black	⊕	⊕	-	-	-	-	-	-	-	-	-	-	-	-	-	-	-	-
	S16M	●	●	-	-	-	-	-	-	-	-	-	-	-	-	-	-	-	-
	T26 White	●	●	-	-	-	-	-	-	-	-	-	-	-	-	-	-	-	-
	T26 Silver (s)	●	●	-	-	-	-	-	-	-	-	-	-	-	-	-	-	-	-
	T26 Black (b)	●	●	-	-	-	-	-	-	-	-	-	-	-	-	-	-	-	-
	V16M	-	-	-	-	⊕	-	-	-	⊕	-	-	-	-	-	-	-	-	

**PLEASE NOTE – Special Export Regulations For Thermographic Cameras**

Cameras with thermographic image sensors ('thermographic cameras') are subject to special U.S. and ITAR (International Traffic in Arms Regulation) export regulations: According to the currently valid export regulations of the U.S. and ITAR, cameras with thermographic image sensors or their component parts cannot be exported to countries that have been embargoed by the U.S./ITAR. This currently applies to Syria, Iran, Cuba, North Korea and Sudan, in particular. The equivalent delivery ban also applies to all individuals and institutions included in the 'Denied Persons List' (see [www.bis.doc.gov](http://www.bis.doc.gov), under Policy Guidance > Lists of Parties of Concern). These cameras and their installed thermographic image sensors are not to be used for the design, development or production of nuclear, biological or chemical weapons, or installed in these systems.

Outdoor Dual Lens		B016 Day	B016 Night	B036 Day	B036 Night	B041 Day	B041 Night	B061 Day	B061 Night	B079 Day	B079 Night	B119 Day	B119 Night	B237 Day	B237 Night	B500 Day	B500 Night	Vario Day	Vario Night
	D16 Fix	--	⊕	⊕	⊕	⊕	⊕	⊕	⊕	⊕	⊕	⊕	⊕	⊕	⊕	Two parallel aligned sensors			
	D16 Pano	--	--	⊕	--	Two 90° aligned sensors													
	D16 Pano Night	--	--	--	⊕														
	D16 Day/Night	--	⊕ & ⊕	⊕ & ⊕	⊕ & ⊕	⊕ & ⊕	⊕ & ⊕	⊕ & ⊕	⊕ & ⊕	⊕ & ⊕	⊕ & ⊕	⊕ & ⊕	⊕ & ⊕	⊕ & ⊕	⊕ & ⊕	--	--	--	--
	D16 Body	--	⊕	⊕	⊕	⊕	⊕	⊕	⊕	⊕	⊕	⊕	⊕	⊕	⊕	⊕	⊕	⊕	⊕
	M16	--	⊕ & ⊕	● & ●	⊕ & ⊕	⊕ & ⊕	● & ●	⊕ & ⊕	⊕ & ⊕	⊕ & ⊕	⊕ & ⊕	⊕ & ⊕	⊕ & ⊕	⊕ & ⊕	⊕ & ⊕	--	--	--	--
	M16 Body	⊕	⊕	⊕	⊕	⊕	⊕	⊕	⊕	⊕	⊕	⊕	⊕	⊕	⊕	⊕	⊕	⊕	⊕
	S16 Set 1	●	-	-	-	-	-	-	-	-	-	-	-	-	-	-	-	-	-
	S16 Set 2	● & ●	-	-	-	-	-	-	-	-	-	-	-	-	-	-	-	-	-
	S16 Set 3	● & ●	-	-	-	-	-	-	-	-	-	-	-	-	-	-	-	-	-
	S16 Body	⊕	⊕	⊕	⊕	⊕	⊕	⊕	⊕	⊕	⊕	⊕	⊕	⊕	⊕	⊕	⊕	⊕	⊕
	V16	-	-	-	-	⊕	⊕	-	-	⊕	⊕	-	-	-	-	-	-	-	-
	V16	-	-	-	-	⊕	⊕	-	-	⊕	⊕	-	-	-	-	-	-	-	-

Thermal / Thermal TR		T079	T119	T237
	Image Angle			
	horizontal x vertical	45° x 32°	25° x 19°	17° x 13°
	M16 Thermal	⊕	⊕	⊕
	M16 Thermal TR	⊕	⊕	⊕
	S16 Thermal	⊕	⊕	⊕
	S16 Thermal TR	⊕	⊕	⊕
	Thermal	⊕	⊕	⊕
	Thermal TR	⊕	⊕	⊕

MOBOTIX MOVE		Vari-Focal
	BC-4-IR	●
	SD-330_Front	●
	SD-340-IR	●
	VD-4-IR	●

● Standard program: Available lens/sensor configuration      ⊕ Supplement program: Lens/sensor configuration only based on order and price adder      Available standard lenses/sensor modules/camera bodies for self-assembly, to be ordered separately